


SENSA-R35/D



**Plano-lock accessory: Position sensor (Horizontal/Vertical) for garage doors. to report automation status to the control unit.
CR2032 battery power supply.**

1 - PRODUCT FEATURES

1.1 TECHNICAL DATA

Power supply (Input)	Battery CR2032
Radio frequency	433,92MHz
IP rating	IP20
Working temperature	-20° +55°
Dimensions	ø38 h17,3 mm

2 - USE

This device is able to recognize the vertical and horizontal position and then send it to a compatible control unit via a radio signal. This will allow you to view the status of the port on the OneSmart application.

To work correctly with the Plano-Lock / ONE, Plano-Lock2 / ONE and PLANO-LOCK3 / ONE control units it is necessary:

- associate the sensor with the control unit you want to use
- install the sensor on the door

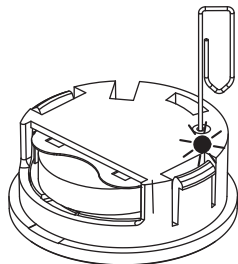
ATTENTION: the Plano control unit must be associated with a OneSmart account to view the status of the door

2 - ASSOCIATION WITH THE CENTRAL UNIT

With this procedure, the sensor can be associated with a compatible control unit (Plano-Lock / ONE, Plano-Lock2 / ONE and PLANO-LOCK3 / ONE)

PROCEDURE

- Activate radio listening to the control unit (see the control unit manual, if it manages multiple automations, pay attention to which output is associated)
- Send a radio command with the sensor by pressing the button on the back
- The LED on the receiving control unit flashes three times and goes off

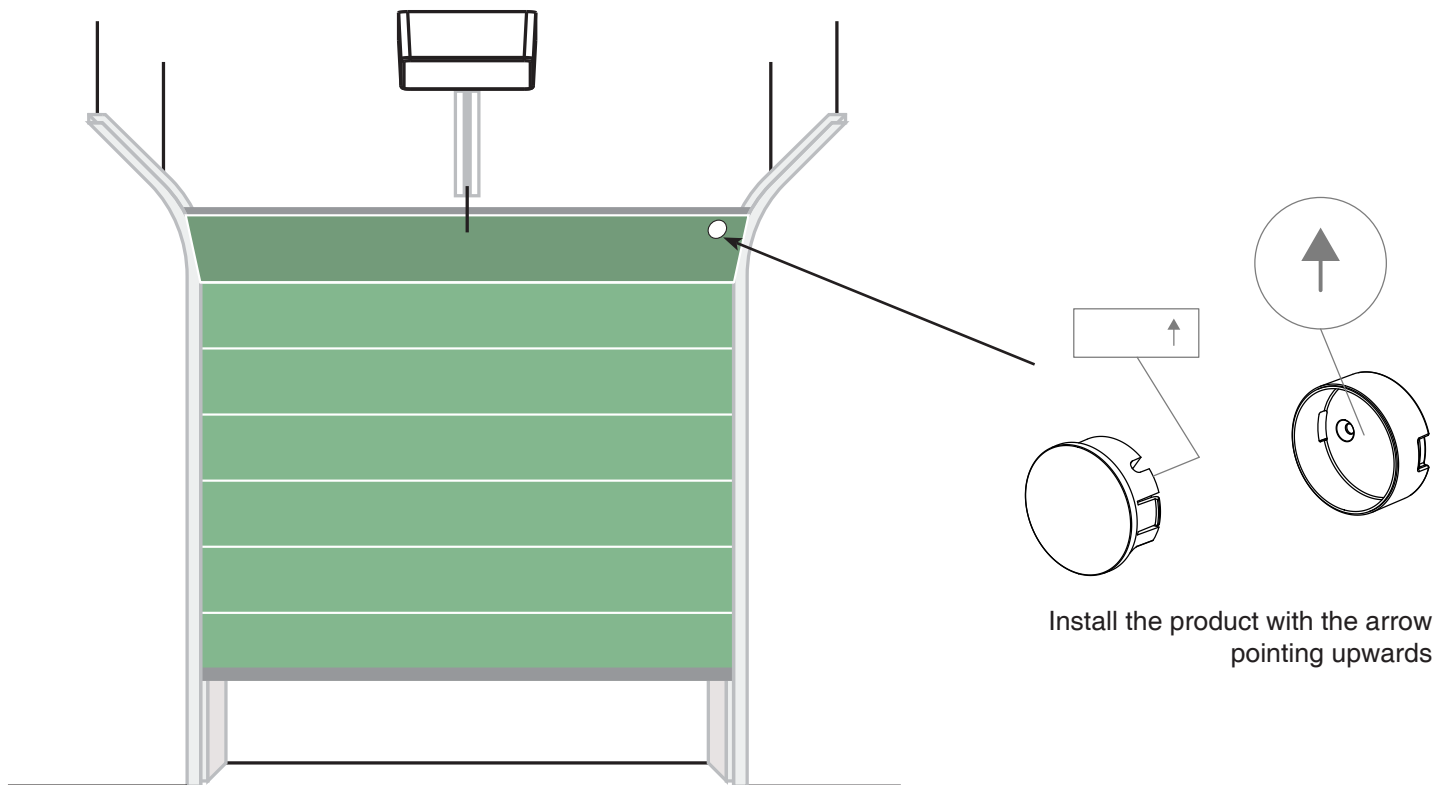


2 - ASSEMBLY

This device is able to recognize the vertical and horizontal position.

ATTENTION: there is a certain tolerance in the recognition of the position, therefore it is advisable to install the product on the first panel to tilt when opening (in the case of sectional doors) and to check its functionality.

EXAMPLE OF INSTALLATION



V1.0

Nexta Tech

company brand of Team srl
via G.Oberdan 90, 33074
Fontanafredda (PN) - Italy
Ph. +39 0434 998682
Email: info@nexta-tech.com
Web: www.nexta-tech.com